


Important Fishing Tips

- ✓ Well tied double loop knots such as the Triple Palomar or Double Uni Knot are required to avoid significant strength loss.
- ✓ When retrieving the line after casting, be sure that it is wound onto the spool evenly and tightly.
- ✓ When setting your drag, set it at no more than 30% of the lines rated strength.
- ✓ Prior to tying, double the line to increase the abrasion area.
- ✓ When spooling the line, wind it very tightly onto your reel. Mono backing can be used to prevent slippage.
- ✓ After continued use, watch for fraying close to the hook. All lines wear and this is an indicator to cut and retie.
- ✓ Due to lack of stretch, setting the hook requires only a small amount of force.
- ✓ A sharp knife or scissors are required for cutting the line. Do NOT attempt to break the line with your hands.
- ✓ Whenever tackle permits, pass the doubled line through the eye twice.

Knots To Know When Fishing With TUF Line® Products.

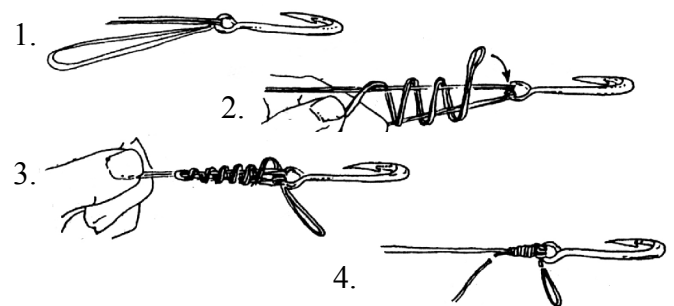
Improved Palomar Knot

For attaching TUF Line to terminal tackle.



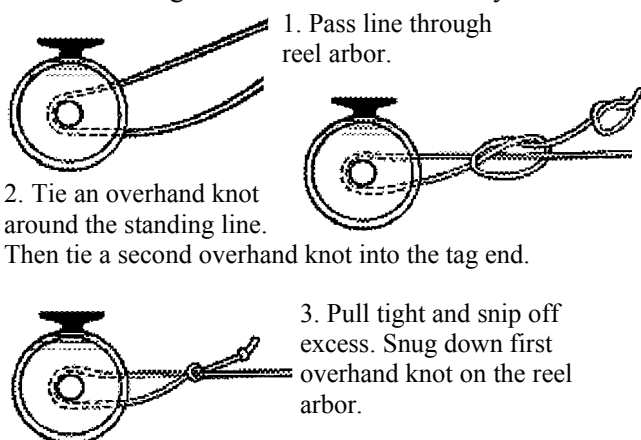
TUF Knot

For attaching TUF Line directly to a hook, lure, or terminal tackle.



Arbor Knot

For attaching TUF Line to the arbor of your reel.



Reversed Albright Knot

For attaching TUF Line to mono or to itself.

